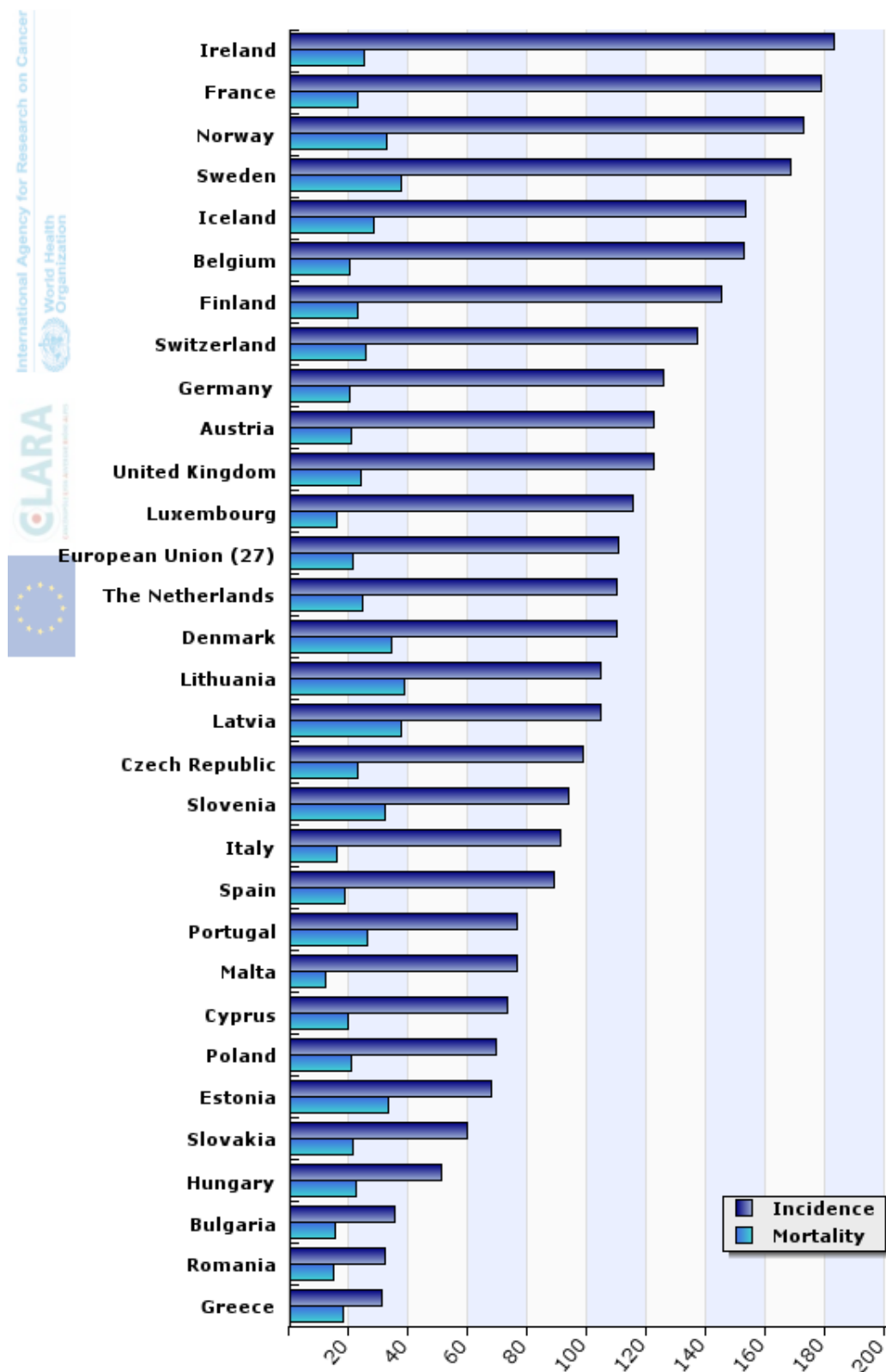
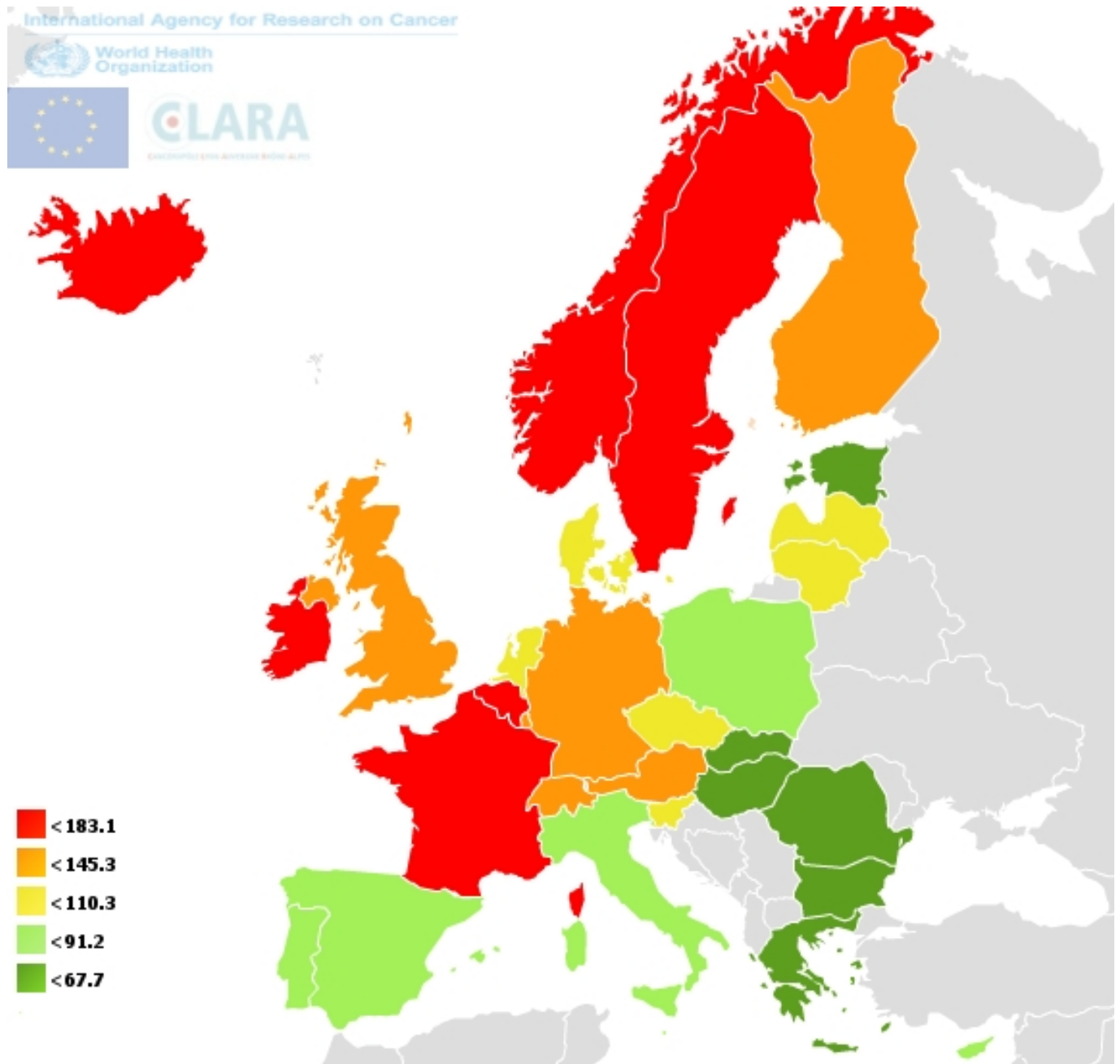


Estimated incidence and mortality: 2008



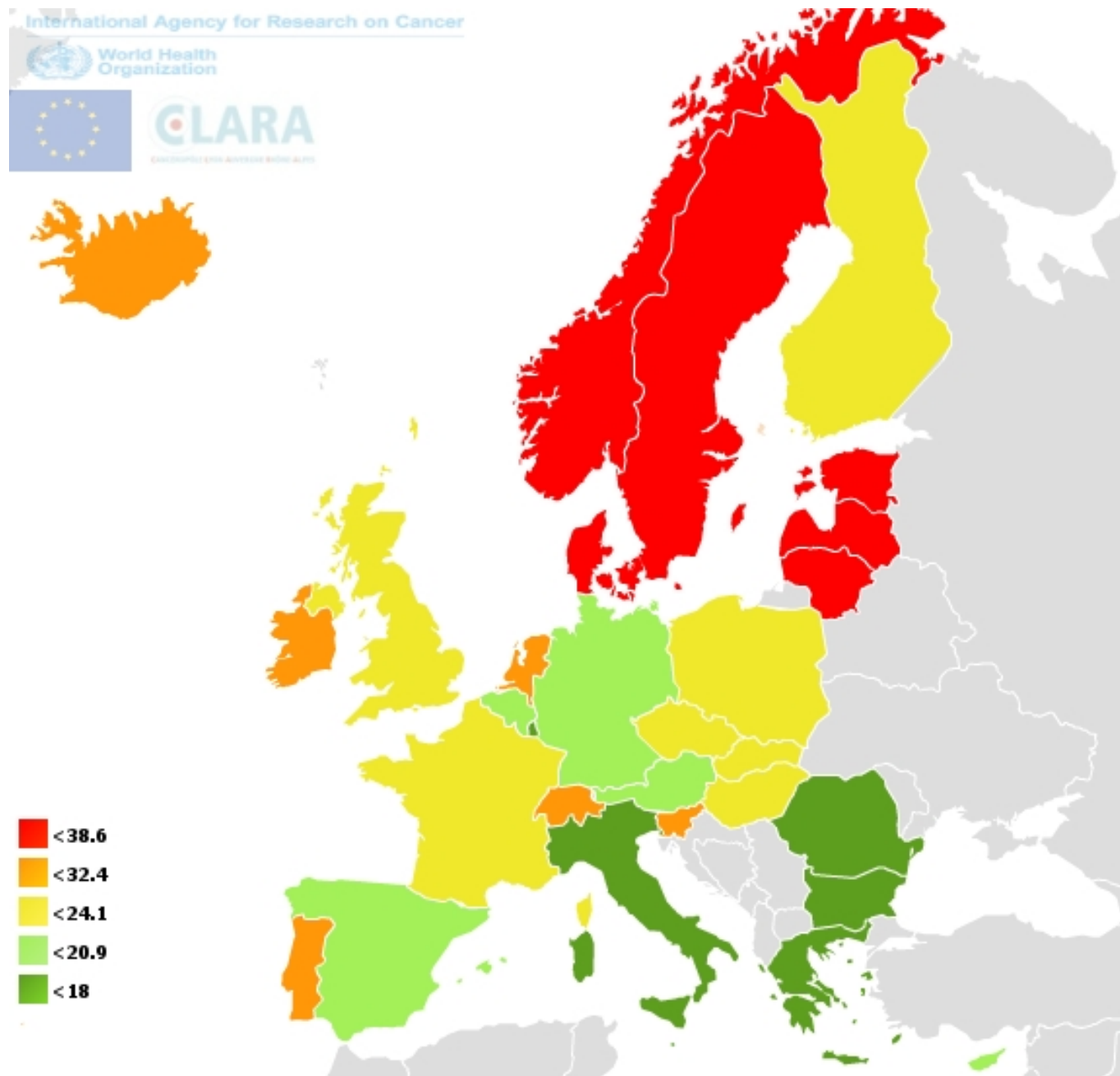
Estimated incidence and mortality from Prostate cancer in 2008 ;
Age Standardised Rate (European) per 100,000

Estimated incidence: 2008



Estimated incidence from Prostate cancer in 2008 ;
Age Standardised Rate (European) per 100,000

Estimated mortality: 2008



Estimated mortality from Prostate cancer in 2008 ;
Age Standardised Rate (European) per 100,000

Summary table: 2008

Country	Incidence		Mortality	
	Number	Rate	Number	Rate
European Union (27)	338732	110.5	70821	21.1
Austria	6064	122.6	1131	20.8
Belgium	9986	152.9	1571	20.5
Bulgaria	1741	35.6	765	15.3
Cyprus	322	73.3	92	20.0
Czech Republic	5551	98.6	1280	22.9
Denmark	3757	110.2	1223	34.5
Estonia	447	67.7	222	33.4
Finland	4763	145.3	783	23.1
France	65862	178.7	9932	22.9
Germany	70792	125.6	11863	20.1
Greece	2794	31.1	1674	18.0
Hungary	2686	51.0	1189	22.4
Iceland	231	153.3	50	28.4
Ireland	3601	183.1	506	25.0
Italy	40016	91.2	7736	15.8
Latvia	1169	104.5	415	37.3
Lithuania	1697	104.8	635	38.6
Luxembourg	292	115.5	42	15.8
Malta	172	76.6	27	12.0
Norway	4708	172.7	1006	32.7
Poland	12519	69.4	3861	20.9
Portugal	4999	76.6	1883	26.1
Romania	3740	32.0	1726	14.7
Slovakia	1363	59.8	492	21.6
Slovenia	1053	94.0	363	32.4
Spain	25561	88.9	6150	18.5
Sweden	10403	168.6	2652	37.4
Switzerland	6166	137.1	1304	25.7
The Netherlands	10569	110.3	2452	24.6
United Kingdom	46813	122.5	10156	24.1

Estimated incidence and mortality from Prostate cancer in 2008 ;
Age Standardised Rate (European) per 100,000

Reference

J. Ferlay, D.M. Parkin, E. Steliarova-Foucher. Estimates of cancer incidence and mortality in Europe in 2008. Eur J Cancer 2010;46(4):765–81.

2006 estimates of the cancer incidence and mortality in Europe can be accessed through: <http://annonc.oxfordjournals.org/>

Ferlay J, Autier P, Boniol M, Heanue M, Colombet M, Boyle P. Estimates of the cancer incidence and mortality in Europe in 2006. Ann Oncol 2007;18:581-92