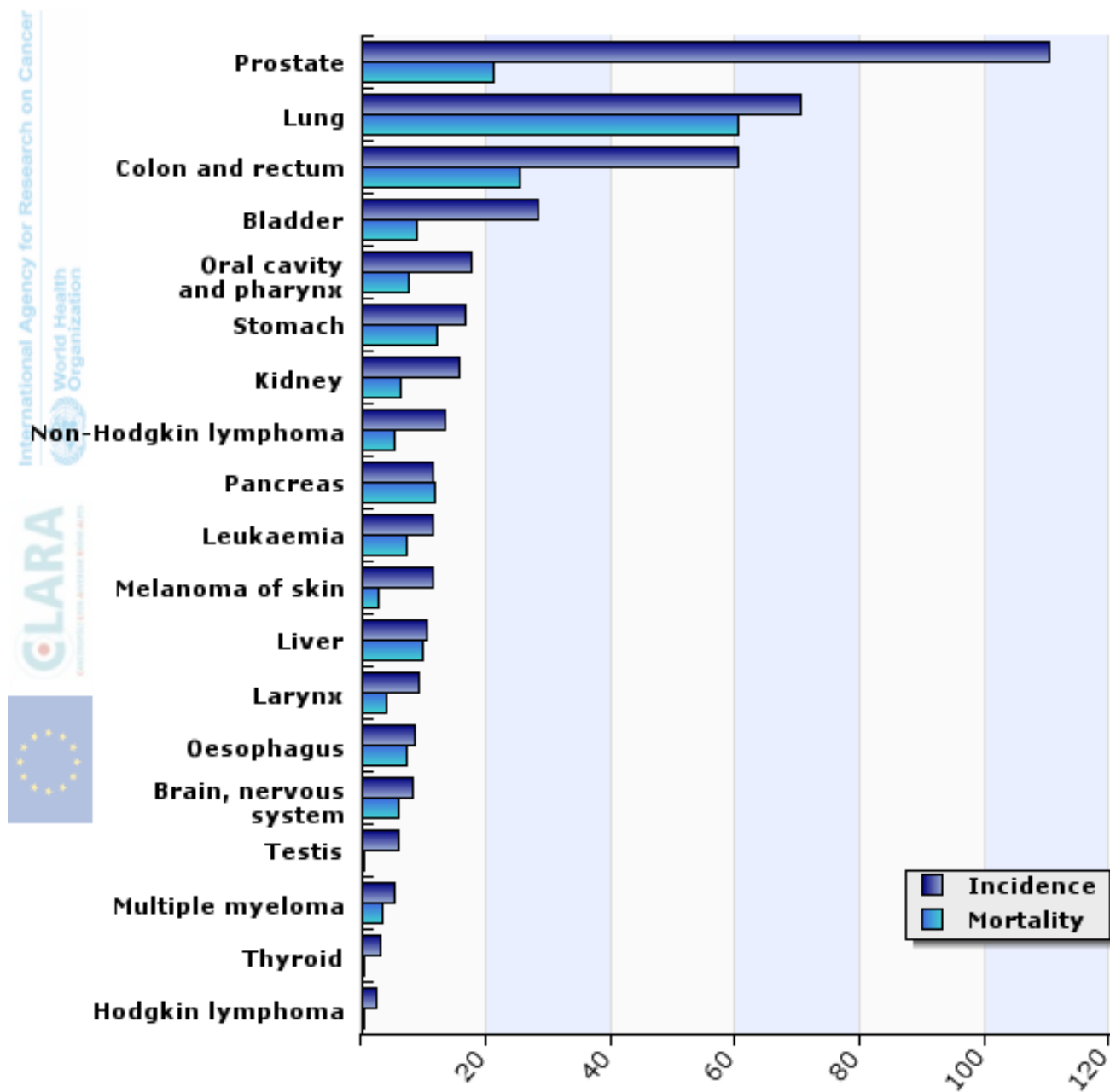


Most frequent cancers by sex: men

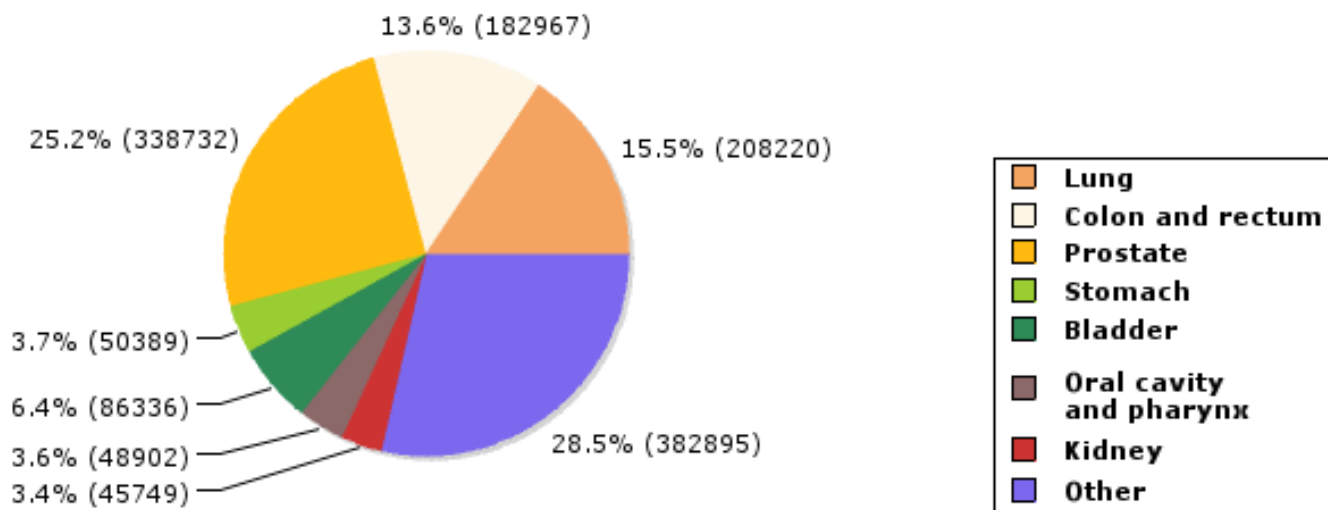


European Union (27) (2008): Estimated incidence and mortality by sex: men ; Age Standardised Rate (European) per 100,000

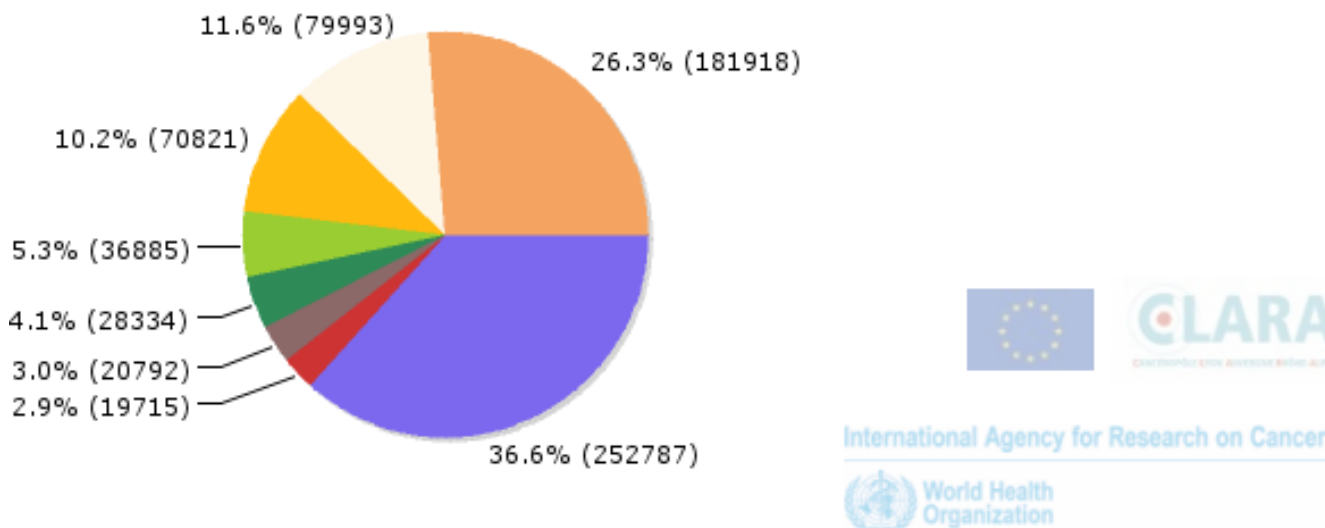
Export data of this graphic: [CSV](#)

### Most frequent cancers by sex: men

#### Incidence



#### Mortality



International Agency for Research on Cancer



European Union (27) (2008): Estimated incidence and mortality by sex: men

Export data of this graphic: [CSV](#)

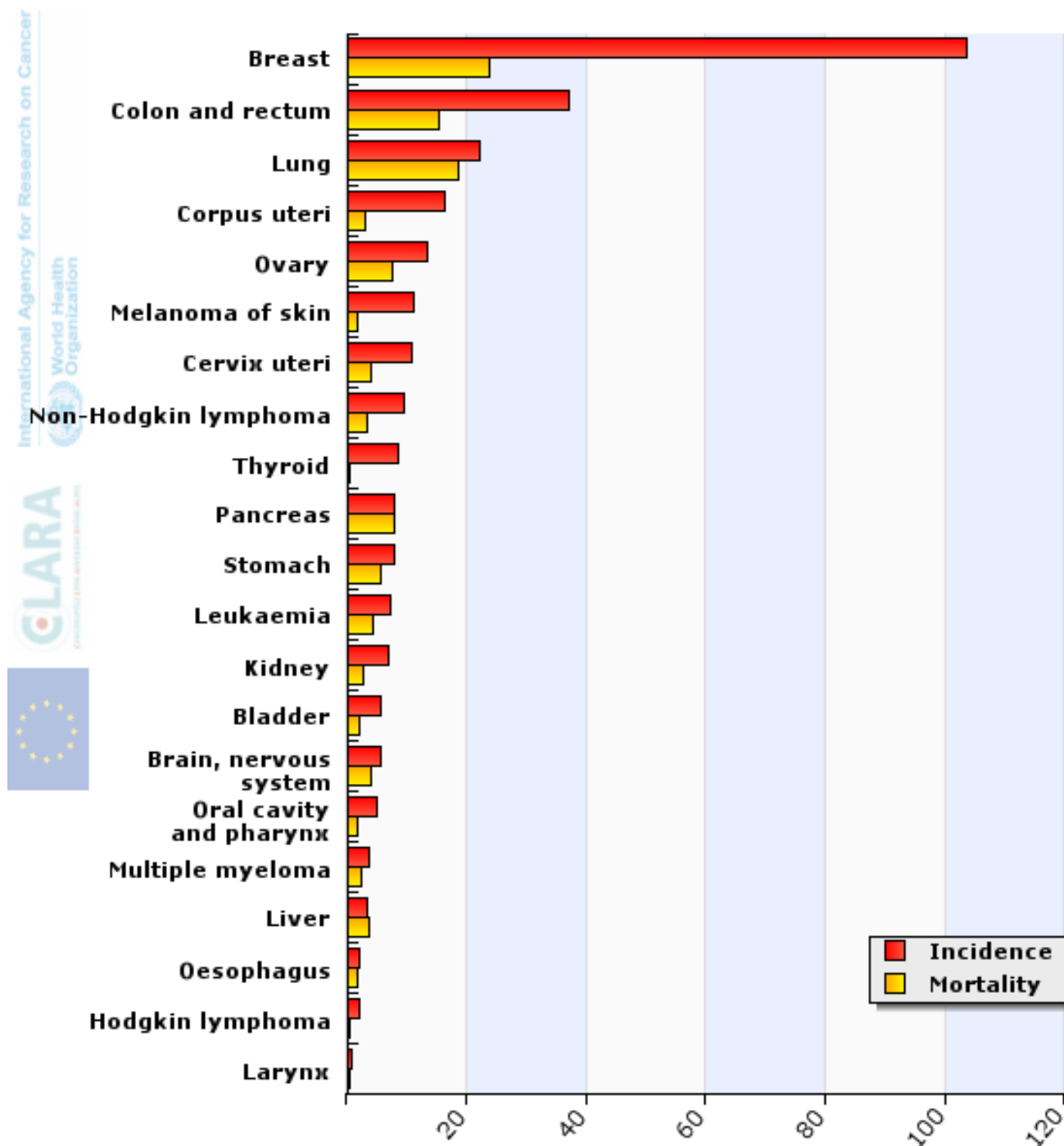
**Most frequent cancers by sex: men**

Cancer	Number, Incidence	Rate, Incidence	Number, Mortality	Rate, Mortality
All sites but non-melanoma skin	1344190	454.0	691245	226.2
Prostate	338732	110.5	70821	21.1
Lung	208220	70.6	181918	60.6
Colon and rectum	182967	60.5	79993	25.6
Bladder	86336	28.3	28334	8.8
Stomach	50389	16.7	36885	12.0
Oral cavity and pharynx	48902	17.8	20792	7.5
Kidney	45749	15.8	19715	6.5
Non-Hodgkin lymphoma	38626	13.4	16361	5.4
Pancreas	34601	11.6	35229	11.7
Leukaemia	33208	11.6	22174	7.2
Melanoma of skin	32107	11.5	7751	2.7
Liver	31657	10.6	30475	10.0
Larynx	25753	9.2	11641	4.0
Oesophagus	25002	8.6	21587	7.4
Brain nervous system	22016	8.1	17004	6.1
Multiple myeloma	16366	5.4	10445	3.3
Testis	15262	6.2	967	0.4
Thyroid	8254	3.1	1322	0.4
Hodgkin lymphoma	6318	2.5	1419	0.5

European Union (27) (2008): Estimated incidence and mortality by sex: men;  
Age Standardised Rate (European) per 100,000

Export data of this table: [CSV](#)

Most frequent cancers by sex: women

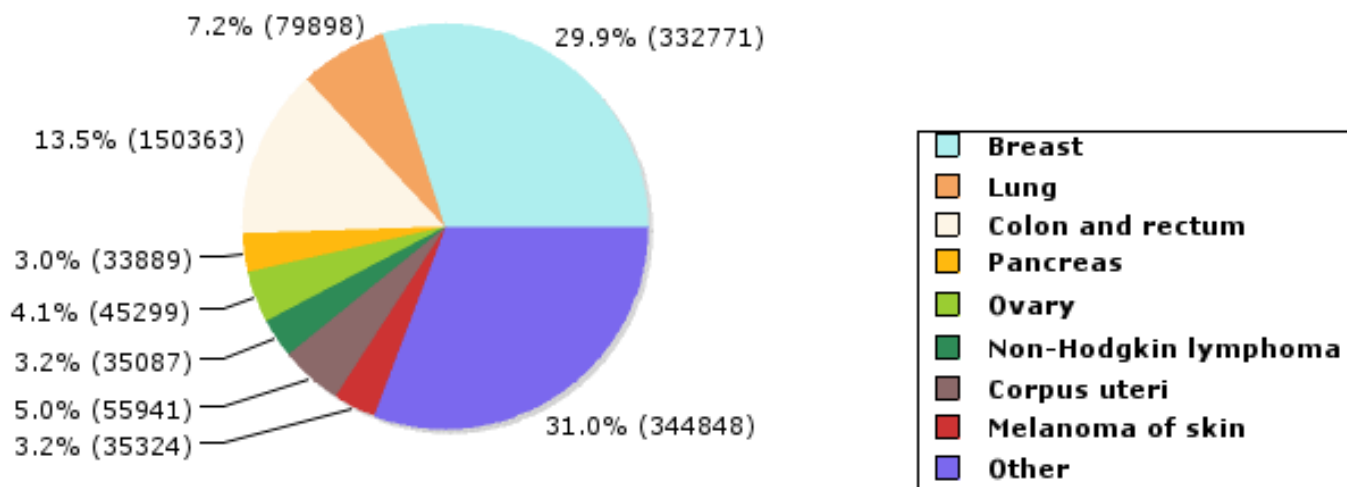


European Union (27) (2008): Estimated incidence and mortality by sex: women ; Age Standardised Rate (European) per 100,000

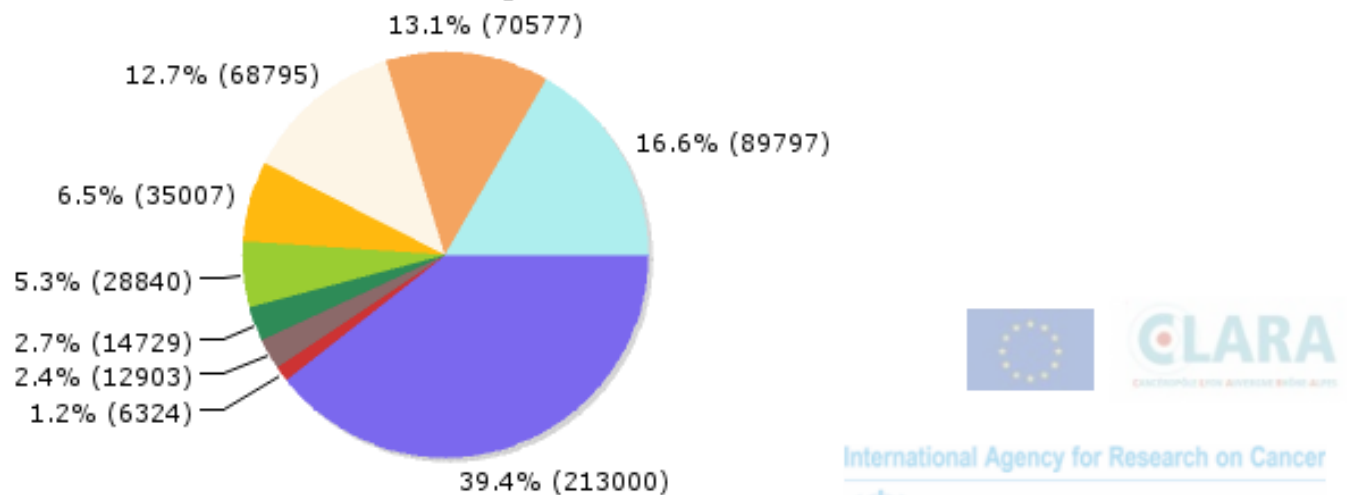
Export data of this graphic: [CSV](#)

### Most frequent cancers by sex: women

#### Incidence



#### Mortality



International Agency for Research on Cancer



European Union (27) (2008): Estimated incidence and mortality by sex: women

Export data of this graphic: [CSV](#)



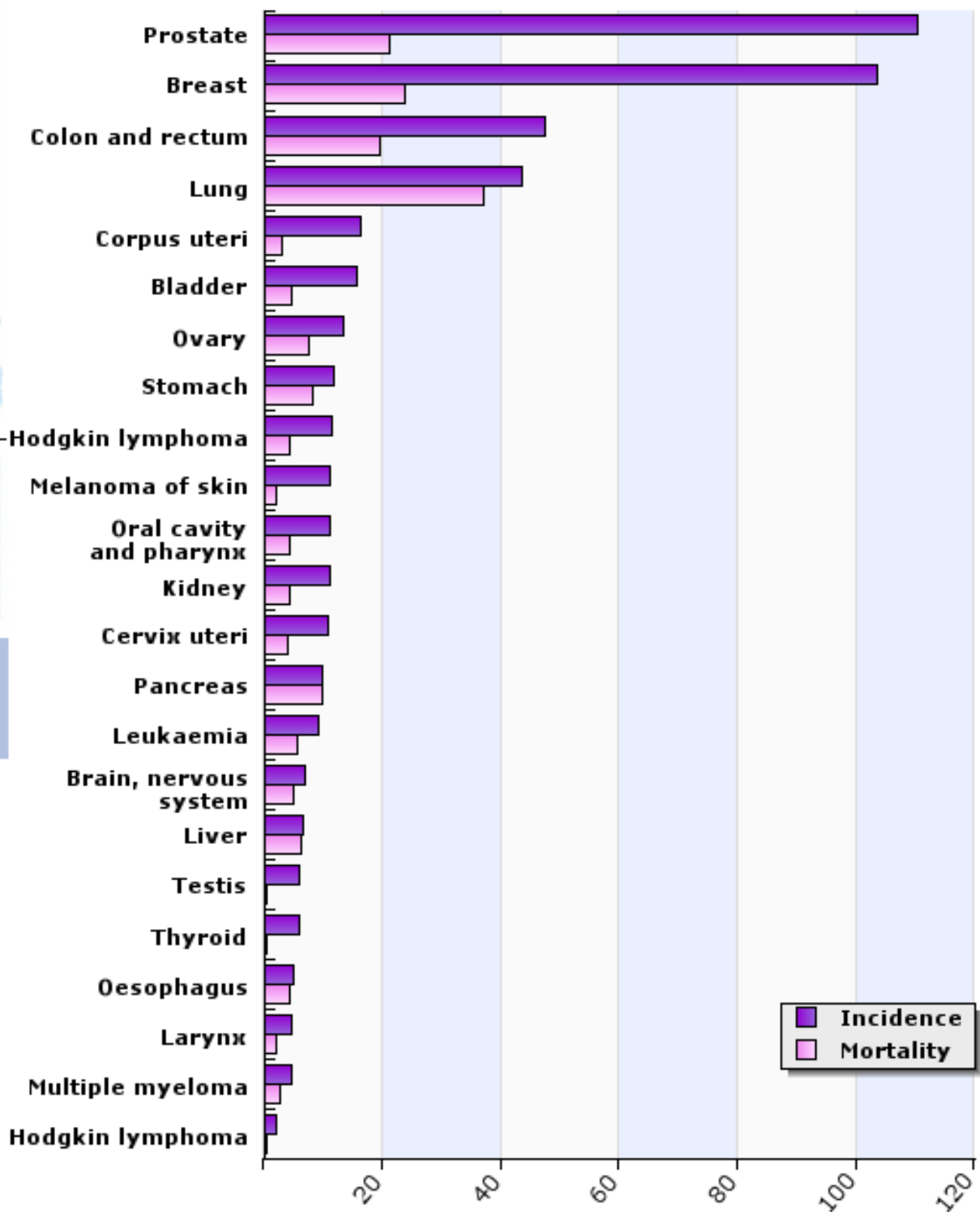
**Most frequent cancers by sex: women**

Cancer	Number, Incidence	Rate, Incidence	Number, Mortality	Rate, Mortality
All sites but non-melanoma skin	1113420	317.9	539972	132.5
Breast	332771	103.7	89797	23.9
Colon and rectum	150363	37.2	68795	15.3
Lung	79898	22.2	70577	18.6
Corpus <i>uteri</i>	55941	16.2	12903	3.0
Ovary	45299	13.5	28840	7.6
Melanoma of skin	35324	11.4	6324	1.7
Non-Hodgkin lymphoma	35087	9.6	14729	3.4
Pancreas	33889	8.1	35007	8.1
Stomach	32281	7.8	24609	5.6
Cervix <i>uteri</i>	31400	11.0	13618	4.1
Leukaemia	26541	7.4	18189	4.3
Kidney	25874	7.1	11757	2.7
Thyroid	24695	8.8	2269	0.5
Bladder	24193	5.8	9944	2.0
Brain nervous system	18154	5.7	14430	4.2
Oral cavity and pharynx	17651	5.1	6256	1.7
Multiple myeloma	15575	3.9	10503	2.3
Liver	14909	3.5	16008	3.6
Oesophagus	8347	2.1	7232	1.7
Hodgkin lymphoma	5318	2.0	1206	0.3
Larynx	3134	1.0	1312	0.4

European Union (27) (2008): Estimated incidence and mortality by sex: women;  
Age Standardised Rate (European) per 100,000

Export data of this table: [CSV](#)

## Most frequent cancers: both sexes

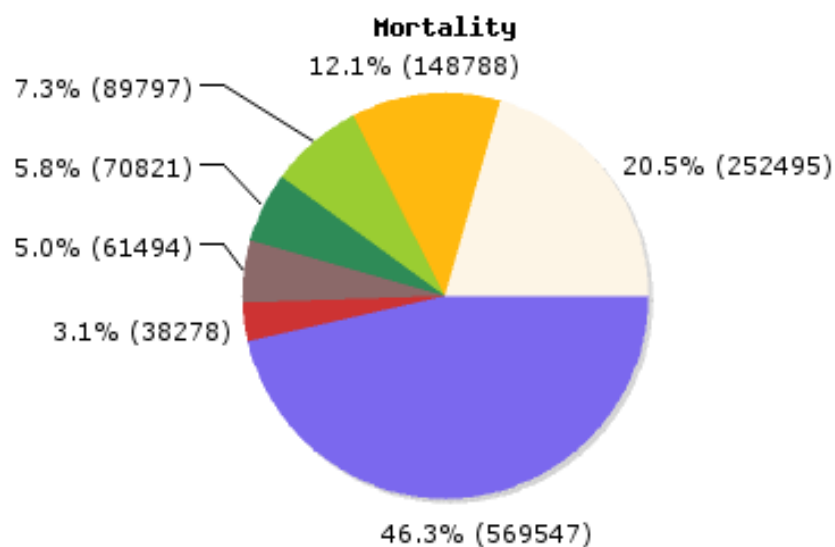
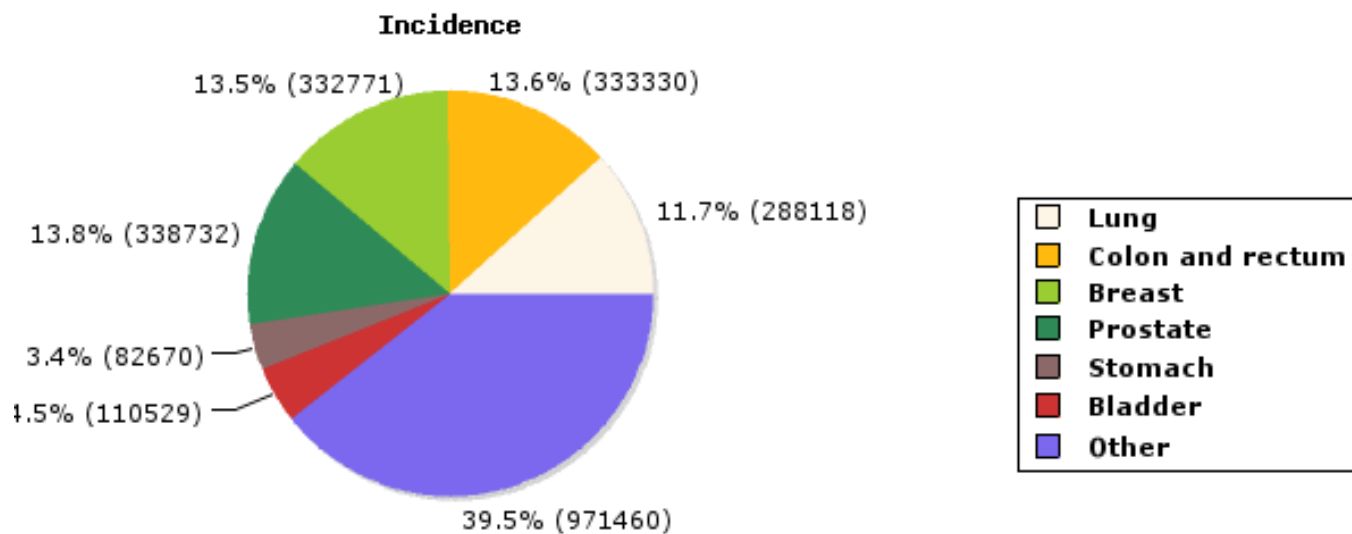


European Union (27) (2008): Estimated incidence and mortality: Both Sexes; Age Standardised Rate (European) per 100,000

Export data of this graphic: [CSV](#)



### Most frequent cancers: both sexes



International Agency for Research on Cancer



European Union (27) (2008): Estimated incidence and mortality: Both Sexes; Age Standardised Rate (European) per 100,000

Export data of this graphic: [CSV](#)



**Summary table: both sexes**

Cancer	Number, Incidence	Rate, Incidence	Number, Mortality	Rate, Mortality
All sites but non-melanoma skin	2457610	374.1	1231220	172.5
Prostate	338732	110.5	70821	21.1
Colon and rectum	333330	47.4	148788	19.8
Breast	332771	103.7	89797	23.9
Lung	288118	43.7	252495	37.0
Bladder	110529	15.6	38278	4.8
Stomach	82670	11.7	61494	8.4
Non-Hodgkin lymphoma	73713	11.4	31090	4.3
Kidney	71623	11.0	31472	4.4
Pancreas	68490	9.7	70236	9.8
Melanoma of skin	67431	11.3	14075	2.1
Oral cavity and pharynx	66553	11.1	27048	4.4
Leukaemia	59749	9.3	40363	5.6
Corpus <i>uteri</i>	55941	16.2	12903	3.0
Liver	46566	6.7	46483	6.4
Ovary	45299	13.5	28840	7.6
Brain	40170	6.8	31434	5.1
nervous system				
Oesophagus	33349	5.1	28819	4.3
Thyroid	32949	6.0	3591	0.5
Multiple myeloma	31941	4.6	20948	2.8
Cervix <i>uteri</i>	31400	11.0	13618	4.1
Larynx	28887	4.8	12953	2.0
Testis	15262	6.2	967	0.4
Hodgkin lymphoma	11636	2.2	2625	0.4

European Union (27) (2008): Estimated incidence and mortality: Both Sexes;  
Age Standardised Rate (European) per 100,000

Export data of this table: [CSV](#)

## Reference

J. Ferlay, D.M. Parkin, E. Steliarova-Foucher. Estimates of cancer incidence and mortality in Europe in 2008. Eur J Cancer 2010;46(4):765–81.

2006 estimates of the cancer incidence and mortality in Europe can be accessed through: <http://annonc.oxfordjournals.org/>

Ferlay J, Autier P, Boniol M, Heanue M, Colombet M, Boyle P. Estimates of the cancer incidence and mortality in Europe in 2006. Ann Oncol 2007;18:581-92